


**Jabra** GN  
 .....

## Jabra Sport Pace wireless headphones

Wireless sports headphones with superior sound and secure fit

### Superior quality wireless sound & calls

Free your workout from cables while being energized with rich, inspirational sound. With Jabra Sport Pace you can enjoy up to 5 hours of music or talk time with an easy transition from listening to music, to making and receiving calls. Easy connectivity to your Android or Apple iOS smartphone will give you the wireless freedom that you are looking for.

### Rapid Charge

Never again will you have to skip your workout or morning run due to not having charged headphones. Jabra Sport Pace has a rapid charge feature, allowing you to charge up your headphones while you get ready. 15 minutes of charging provides you with 60 minutes of battery life.

### On-demand pace guidance

Jabra Sport Pace is more than just music motivation, it's a training guide. With the integrated training app, Jabra Sport Life gives you motivational training tips and allows you to plan, monitor and evaluate your training.

### Perfect and secure fit

Due to the ergonomic design, Jabra Sport Pace has incredibly light and comfortable headphones that won't fall out or hurt your ears. Find your perfect fit with the three sets of included eargels which will ensure to lock-in and stay securely in place during your workout. Weighing a mere 16 grams (0.56 oz), you'll hardly notice that you're wearing headphones at all.

### 3 year warranty against sweat\*\*

Jabra Sport Pace headphones are sweat, shock and weather resistant with an IP54 rating. They come with a 3 Year Limited Warranty against failure from sweat damage (registration required\*\*) allowing you to concentrate on your workout in confidence. The reflective cord helps make you visible when running at night.

### Reasons to choose

Jabra Sport Pace wireless headphones

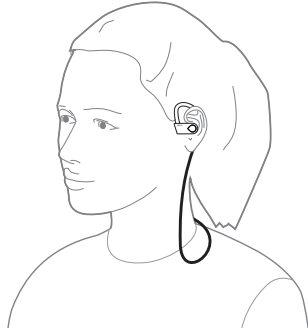
- Superior wireless sound – motivating music, free from wires and cables
- Secure and comfortable fit – will not hurt or fall out
- Integrated training management with Jabra Sport Life™ app
- IP54 rated and built to meet U.S. Military standards (rain, shock, sand and dust resistant)



# Jabra Sport Pace wireless earbuds Quick Start Guide

## 1 HOW TO WEAR

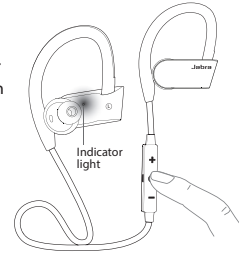
The earphones must be correctly fitted for optimal sound quality and comfort. View the Fitting guide on the Jabra Sport Life app for more information.



## 2 HOW TO CONNECT

### CONNECT TO A BLUETOOTH DEVICE

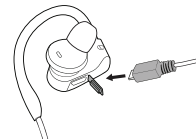
1. Turn on Bluetooth on your mobile phone.
2. Press and hold the **Multi-function** button on the controller until the indicator light on the left earbud flashes blue. Release the button.
3. Follow the voice-guided connection instructions to connect to your Bluetooth device.



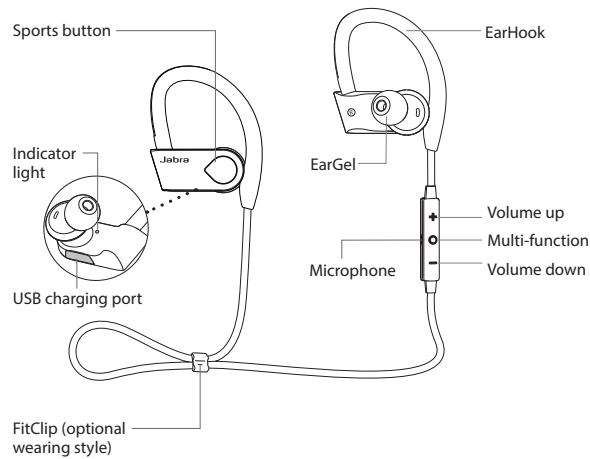
### CHARGING

Pull back the charging cover to expose the USB charging port. If out of battery, rapid charge the earphones for 15 minutes to get 1 hour of battery time.

It takes approx. 2 hours to fully charge the battery.

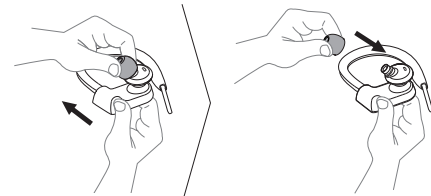
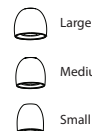


## 3 HOW TO USE



### SELECT THE CORRECT EARGEL SIZE

For the optimal audio experience, try each of the different eargel sizes. The fit should feel tight and secure in your ear.



### USING THE FITCLIP (OPTIONAL)

The FitClip secures the cable behind your neck.



CALLS AND MUSIC	
Turn on/off	Press and hold (3 sec) the <b>Multi-function</b> button until the indicator light flashes
Play/pause music	Tap the <b>Multi-function</b> button
Answer/end call	Tap the <b>Multi-function</b> button
Reject call	Double-tap the <b>Multi-function</b> button
Redial last number	When not on a call, double-tap the <b>Multi-function</b> button
Adjust volume	Tap the <b>Volume up</b> or <b>Volume down</b> button
Skip track	Press and hold (2 secs) the <b>Volume up</b> or <b>Volume down</b> button
Mute	Tap both the <b>Volume up</b> and <b>Volume down</b> buttons at the same time
Battery status	Tap the <b>Volume up</b> or <b>Volume down</b> button, when not on a call or when listening to music

BEFORE WORKOUT	
Start Sport app*	Tap the <b>Sports</b> button on the left earbud
Start workout*	Press and hold (1 sec) the <b>Sports</b> button on the left earbud
DURING WORKOUT	
Pause/resume workout*	Press and hold (1 sec) the <b>Sports</b> button
Listen to on-the-go updates*	Tap the <b>Sports</b> button
Disable/enable on-the-go updates*	Double-tap the <b>Sports</b> button

\*requires Jabra Sport Life app

## Features and Specifications

- Superior wireless stereo sound
- Integrated training management with Jabra Sport Life app
- Dedicated sport life button for on demand updates
- Rapid charge allows you to get 60 minutes of battery from 15 minutes of charging
- Ultra lightweight, weighing a mere 21g (0.76oz)
- IP54 rated and built to meet U.S. Military standards (rain, shock, sand and dust resistant)
- Connects to 2 devices at same time via Advanced Multiuse™
- Enjoy 5 hours of talk and music time